



ADAPTER 4I37

SQUARE ADAPTER

SQUARE ADAPTER

stainless steel









Square 4-hole adapter with rotation and male pyramid. They are used exclusively for the manufacture of lower extremity prostheses.

Made of high resistance stainless steel. Indicated for patients with a maximum weight of 100 kg.

Pyramidal receiving ring adapter with twist fit, used in combination with any pyramid receiving adapter, for modular leg prostheses.

These combinations provide angle and translation modifications in the sagittal and anterior plane, as well as regulation of internal and external rotation.



ACTIVITY LEVEL	   			
PATIENT WEIGHT LIMIT				
IMPACT LEVEL	1-4	RESISTANCE	100 KG	
SKU	4I37	UNIT WEIGHT	110 GR	

CAUTION!

Do not expose the prosthetic components to environments that favor the corrosion of metal, as well as the degradation of the elements that make up the adapter. If it is exposed to any of these environments and the adapter has traces of elements that favors its deterioration, the warranty offered by O and P will be lost.

WARRANTY

The 4I37 adapter warranty only applies if it is used under the conditions described in this sheet. This product is insured for 1 year using exclusively O and P modular products.

SQUARE ADAPTER

INSTRUCTIONS FOR USE

Rotary square adapter with rotational adjustment and pyramid receiver.

Please follow the instructions below to avoid deformation. O and P tube tolerances are of approximately .001. A deformed ring cannot be inserted into an adapter without further difficulty.

To fit the female ring, loosen the M5 x 16 mm screw of the adapter ^{1.1} (4137), at this moment turn the threaded ring. ^{1.2}

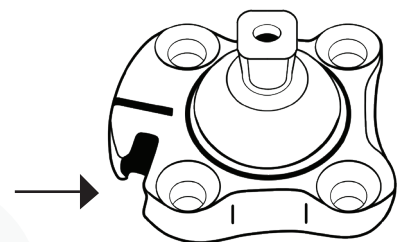
The union with the opposite piece in the modular system is through the M8 x 14 mm oppressors.

Corrections can be made at any time during alignment, try-in and after completion of the prosthesis. To exchange any part, disassemble it. To keep the previous alignment, unscrew only the two adjoining oppressors.

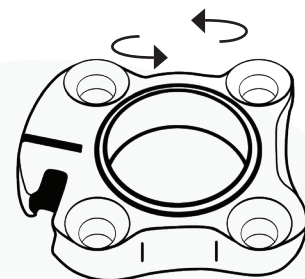
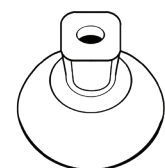
For the definitive use, secure it with a torque wrench set to 13 NM. The application of Loctite 242 threadlocker is necessary.

CAUTION!









Do not clamp the adapter in the workbench screw, as this action can cause deformations or damage.



1.1



1.2

ACTIVITY LEVEL	   
PATIENT WEIGHT LIMIT	   
IMPACT LEVEL 1-4	RESISTANCE 100 KG
SKU 4137	UNIT WEIGHT 110 GR